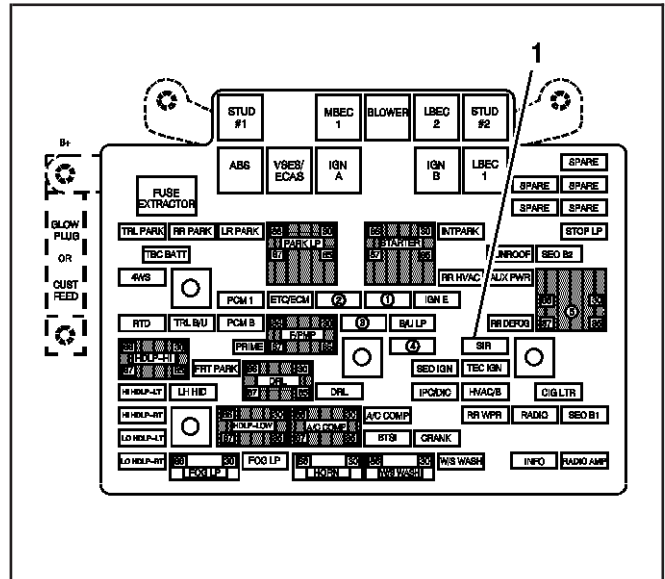


3. Install the SIR fuse into the underhood fuse block.
4. Staying well away from all air bags, turn ON the ignition, with the engine OFF.
 - 4.1. The AIR BAG indicator will flash 7 times.
 - 4.2. The AIR BAG indicator will then turn OFF.
5. Perform the Diagnostic System Check – SIR if the AIR BAG indicator does not operate as described.



848445

SIR Disabling and Enabling Zone 3

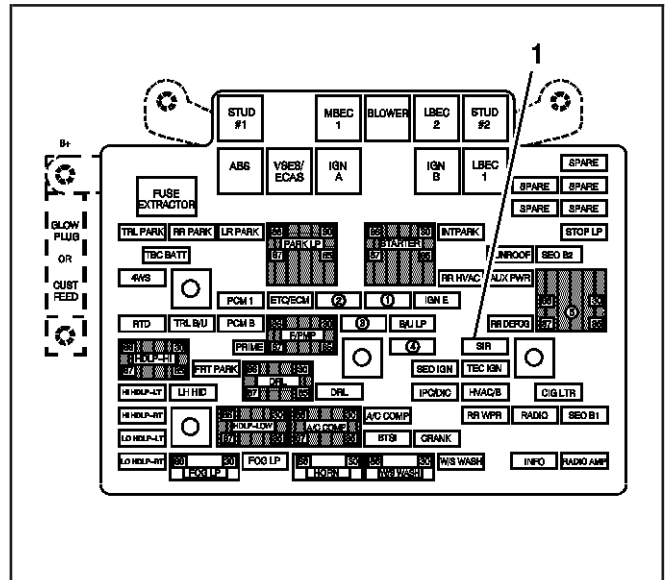
Disabling Procedure

Important: Refer to *SIR Service Precautions* on page 1-1 in General Information before disabling the SIR system.

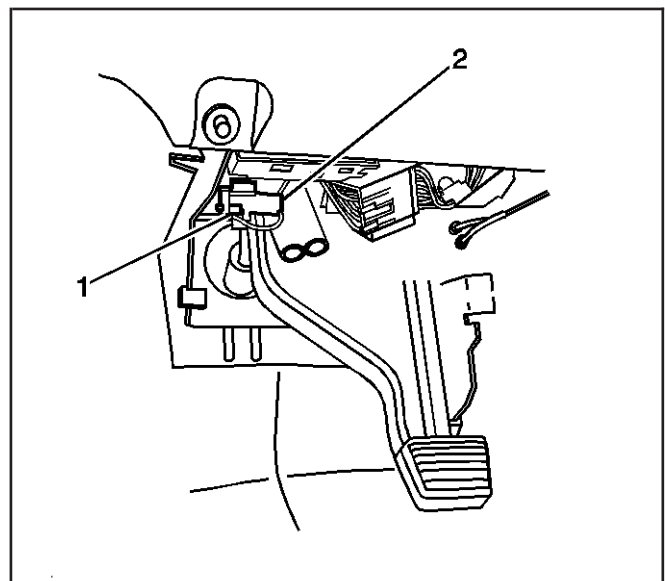
1. Turn the steering wheel until the vehicle's wheels are pointing straight ahead.
2. Turn OFF the ignition.
3. Remove the key from the ignition.

Important: With the SIR fuse removed and the ignition ON, the AIR BAG indicator illuminates. This is normal operation and does not indicate an SIR system malfunction.

4. Remove the SIR fuse from the underhood fuse block.
5. Remove the connector position assurance (CPA) from the steering wheel module yellow 2-way connector located left of the steering column near the knee bolster.
6. Disconnect the steering wheel module yellow 2-way connector.



848445



819731